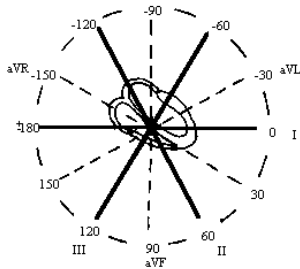


# ECG Interpretation for Pharmacists


**RATE** ← rhythm strip  
300/150/100/75/60/50

**RHYTHM** ← NSR vs. AF, A.flutter  
Heart blocks: 1°, 2° (Type I, II) , 3°  
VT, SVT, junctional, bigeminy, trigeminy, etc, etc

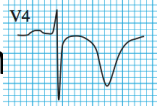


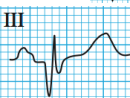
**AXIS**



**CONDUCTION** ← PR  
QRS  
QTc

**HYPERTROPHY** ← atrial   
LV  
RV

**INJURY ISCHEMIA INFARCTION** ← inferior  
anterior  
lateral  
posterior

T-wave inversion   
ST depression   
ST elevation   
Q-waves   
BBB 